

PRIMA

TMP

**MAG-DRIVEN CENTRIFUGAL PUMPS
FOR HANDLING CORROSIVE FLUIDS**

MADE OF PP · E-CTFE

ATEX VERSION

50 - 60 Hz



SINCE 1975

EN

MAG-DRIVEN CENTRIFUGAL PUMPS

FOR HANDLING CORROSIVE LIQUIDS

PRIMA RANGE

WR version



CONSTRUCTION

The pumps of the **TMP** serie are mag-driven centrifugal, horizontal axis, close-coupled types, the pump casings are entirely built with reinforced thermoplastic polymers, and materials for internal components are: ceramic oxides, HD carbon, fluorinated elastomers: which mean any contact of metallic parts with the pumped fluid is avoided. This combination of materials is correctly chosen to obtain the best in the performances and on a small scale: “chemical pumps”.

VERSATILITY

You can practically pump all the chemicals at low and medium temperatures with all the bodies in GFR-PP (glass fibre reinforced polypropylene) or CFF-E-CTFE (Etylene-ChloroTrifluoroEtylene carbon fibre filled). Strong magnetic coupling made up of rare-earth materials (Neodimium Iron Boron) and “**N**” (standard), “**P**” (powered) or “**S**” (strong-powered) versions allow to pump, also at maximum flow, liquids with 1.05 - 1.35 - 1.8 specific gravity respectively.

R-N-X: three internal configuration of constructive materials for many applications: from clean water to waste and slightly abrasive liquids, strong alkali or salts such as sodium hypochlorite, and acids such as chromic, nitric, sulphuric, etc..

HERMERTIC SYSTEM

The outlet magnet assembly driven by the motor shaft, produces a magnetic torque dragging up in rotation the inside magnet assembly on which the impeller is over moulded.

The rear casing, having appropriate shape and joined to the volute casing, divides the two magnetic units, making an hermetic case all around the impeller.

SAFETY

The drive magnetic system finally excludes any type of rotating seal. Special solutions and employed materials occasionally allow dry running operation, avoiding any damages inside the TMP pumps. These solutions require an internal structure “**R**”.

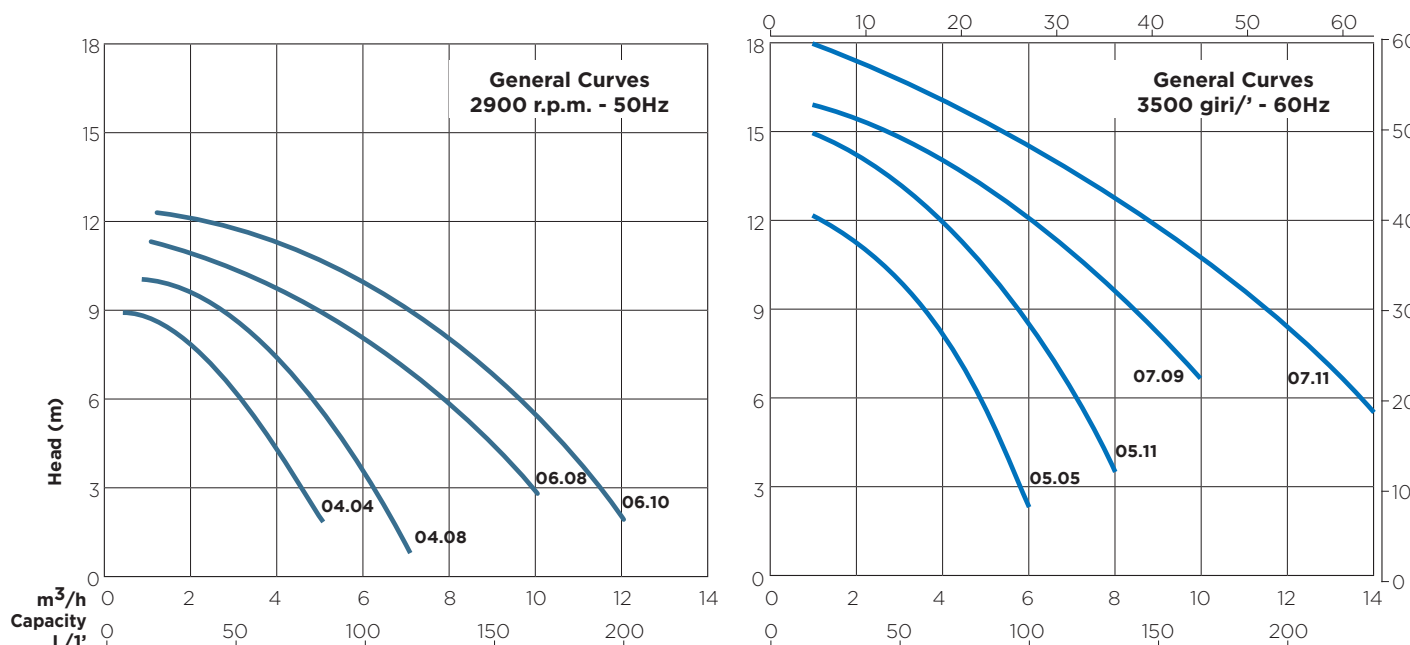
ATEX

PRIMA pumps made of PP or E-CTFE + carbon fiber are perfect for operating into **EXplosive ATMospheres**. They can run in **Group II** areas and **category 1, 2, 3** according to the level of protection. Thanks to the carbon fiber, they are ideal for gaseous atmospheres (**Zone 1, Zone 2**).

MATERIALS

VERSION	REINFORCED POLYMERS	MIN. TEMP.	MAX TEMP.	ENVIRONMENT TEMP.
WR	GFR/PP	-5°C (23°F)	80°C (176°F)	0÷40°C (14÷104°F)
GF	CFF/E-CTFE	-20°C (-4°F)	100°C (212°F)	-20÷40°C (-4÷104°F)
GX				

GENERAL CURVES 50Hz - 60Hz



NOTES: All curves are referred to: water at 20°C - viscosity 1 °E - specific gravity 1 kg/dm² pt

PUMP SPECIFICATIONS

Connections		TMP							
Thread		04.04	05.05	04.08	05.11	06.08	07.09	06.10	07.11
DeM	BSP	3/4" m		1" m		1 1/4" m		1 1/4" m	
DeA	BSP	3/4" f		1" m		1 1/4" m		1 1/4" m	
Flange									
DnM-DnA	ISO			25		32		32	
DnM-DnA	ANSI			1"		1 1/4"		1 1/4"	

CONSTRUCTION

VERSION	WR			GF			GX*	
	R1	X1	N1	R2	X2	N2	R2	N2
Volute casing	GFR-PP			CFF-E-CTFE				
Rear casing								
Centrifugal impeller								
Guide bushing	CARB.HD	SiC	GFR-PTFE	CARB.HD	SiC	GFR-PTFE	CARB.HD	GFR-PTFE
Shaft	CER			SiC				
Thrust bush								
OR gasket	FPM (1)			FPM (1) (2)				
Screws	Stainless steel							

Upon request:(1)EPDM and (2) FFKM - * Compliant to ATEX 94/9/EC regulations


TMP

MOTOR SPECIFICATIONS 50Hz

		04.04			04.08			06.08			06.10		
		N	P	S	N	P	S	N	P	S	N	P	S
Power (IEC) 50 Hz	kW	0.18	0.25	0.37	0.25	0.37	0.55	0.37	0.55	0.75	0.55	0.75	1.1
Motor size	IEC	63A	63B	71A	63B	71A	71B	71A	71B	80A	71B	80A	80B
Phases	N.	3phase - 1phase											
Std. voltage (IEC)	V	400 ± 5% 50Hz - 220 ± 5% 50Hz											
Motor protection	IP	55											

MOTOR SPECIFICATIONS 60Hz

		05.05			05.11			07.09			07.11		
		N	P	S	N	P	S	N	P	S	N	P	S
Power (IEC) 60 Hz	kW	0.25	0.37	0.55	0.37	0.55	0.75	0.55	0.75	1.1	0.75	1.1	
Motor size	IEC	63B	71A	71B	71A	71B	80A	71B	80A	80B	80A	80B	
Phases	N.	3phase - 1phase											
Std. voltage (IEC)	V	460 ± 10% 60Hz - 230 ± 10% 60Hz											
Motor protection	IP	55											



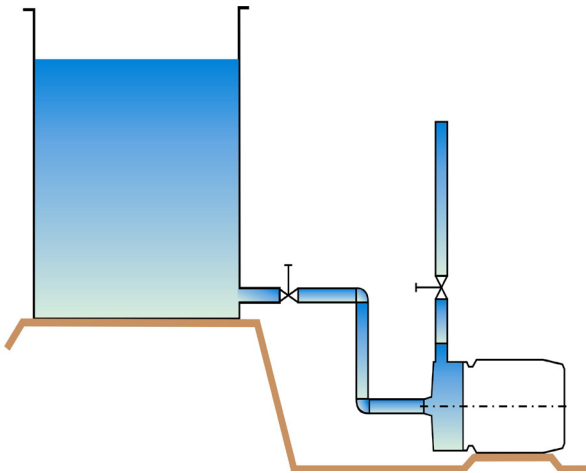
- | | |
|--|---|
| <p>1
Volute casing</p> <p>2
Centrifugal impeller (covered type)</p> <p>3
Centrifugal impeller (magnetic part)</p> <p>4
Guide bushing</p> | <p>5
Rear casing</p> <p>6
OR gasket</p> <p>7
Drive magnet assembly</p> <p>8
Bracket</p> |
|--|---|

MAIN APPLICATIONS

- Water treatments
- Aquarium
- Graphic art machinery
- Cosmetic industry
- Dyeing equipment
- Etching equipment
- Medical equipment
- Photographic developing process
- Chemical laboratories
- Storage batteries manufacturer
- Electroplating
- Silver recovery
- Metalwork machinery
- Descaling
- Fungicide and pesticide
- Solar systems
- Laser systems
- Boats mounted refrigerator
- Refrigerator
- Ice making machines
- Beverage vending machine
- Corrosive chemical solutions
- Toxic liquid
- Sea Water
- Pure water (demineralised water)
- Chemicals to preserve food
- Laundry

TYPES OF INSTALLATION

The **TMP** pumps can be installed to operate as recirculation, filtration, mixing, heating, cooling or cleaning plumps for clean liquids from a process to another.



TMP 06.08
GX with flange



ATEX



MAG-DRIVE &
MECH-SEALED
CENTRIFUGAL
PUMPS

PNEUMATIC
AODD &
METERING
PUMPS
PULSATION
DAMPENERS

SUBMERSIBLE
PUMPS



SELF-PRIMING
PUMPS

VERTICAL
SUMP PUMPS

ARGAL srl

Via Labirinto, 159 - 25125 BRESCIA - (Italy)
Phone +39 030 3507011 - fax +39 030 3507077
info@argal.it - www.argalpumps.com



cod. 01.2018 - EN